

Description	GROSS BLOCK					%	DEPRECIATION				NET BLOCK	
	As at 1st April 2013	Transfers from Trust	Additions	Deductions / Transfers to Campus	As at 31st March 2014		For the Year	Adjustment	On Assets Sold / Transferred	As at 31st March 2014	As at 31st March 2014	
<b>PARENT TRUST - IIT</b>												
Air Conditioning Systems	-	-	-	1,321,237	-	4.75%	-	-	-	-	-	-
Plant and Machinery - Science Computer and Accessories	-	-	2,274,100	-	-	4.75%	-	-	-	-	-	-
Computer Software	-	-	734,715	-	-	16.21%	-	-	-	-	-	-
Laboratory Equipment	-	-	1,278,579	-	-	4.75%	-	-	-	-	-	-
Electrical Filings	-	-	602,847	10,377,586	-	9.50%	-	-	-	-	-	-
Furniture and Fixtures	-	-	512,125	46,1810	-	4.75%	-	-	-	-	-	-
Office Equipment	-	-	5,850,039	92,520,413	-	4.75%	-	-	-	-	-	-
Library Books	-	-	-	-	-	-	-	-	-	-	-	-
Vehicle	-	-	-	-	-	-	-	-	-	-	-	-
<b>ASCTE CAMPUS FARI - RATIAGIRI</b>												
Land	-	-	-	-	-	1.05%	-	-	-	-	-	-
Land - Ransgiri	-	-	-	-	-	-	-	-	-	-	-	-
Buildings	-	-	-	-	-	1.63%	-	-	-	-	-	-
Technical Buildings	-	-	-	-	-	3.34%	-	-	-	-	-	-
Residential Buildings	-	-	-	-	-	3.34%	-	-	-	-	-	-
Common Infrastructure	-	-	-	-	-	4.75%	-	-	-	-	-	-
Pipeline	-	-	-	-	-	4.75%	-	-	-	-	-	-
Plant and Machinery	-	-	-	-	-	4.75%	-	-	-	-	-	-
Electrical Installations	-	-	-	-	-	4.75%	-	-	-	-	-	-
Laboratory Equipment	-	-	-	-	-	4.75%	-	-	-	-	-	-
Sense Equipment (Fire Piping)	-	-	-	-	-	4.75%	-	-	-	-	-	-
Library Books	-	-	-	-	-	4.75%	-	-	-	-	-	-
Furniture & Fixtures	-	-	-	-	-	16.21%	-	-	-	-	-	-
Computer Centre	-	-	-	-	-	4.75%	-	-	-	-	-	-
Computer Software	-	-	-	-	-	16.21%	-	-	-	-	-	-
Office Equipment	-	-	-	-	-	4.75%	-	-	-	-	-	-
Common Equipment	-	-	-	-	-	4.75%	-	-	-	-	-	-
Hostel Equipment	-	-	-	-	-	4.75%	-	-	-	-	-	-
<b>IIIT - PAUNE</b>												
Land	42,717,620	-	-	-	42,717,620	1.05%	-	-	-	-	-	-
Land - Meowad	2,492,319	-	-	-	2,492,319	1.63%	-	-	-	-	-	-
Landscaping	-	-	-	-	-	-	-	-	-	-	-	-
Buildings	160,765,586	-	-	-	160,765,586	3.34%	-	-	-	-	-	-
Technical Building	138,251,125	-	-	-	138,251,125	1.63%	-	-	-	-	-	-
Residential Buildings	6,377,701	-	-	-	6,377,701	3.34%	-	-	-	-	-	-
UGS Buildings	15,998,599	-	-	-	15,998,599	3.34%	-	-	-	-	-	-
Common Building	3,240,963	-	-	-	3,240,963	3.34%	-	-	-	-	-	-
Common Hall	22,298,151	-	-	-	22,298,151	3.34%	-	-	-	-	-	-
Common Infrastructure	-	-	-	-	-	-	-	-	-	-	-	-
Plant & Machinery	3,990,880	-	-	-	3,990,880	4.75%	-	-	-	-	-	-
Plant and Machinery - Science	795,293	1,321,237	-	-	795,293	4.75%	-	-	-	-	-	-
Electrical Filings	331,742	-	-	-	331,742	4.75%	-	-	-	-	-	-
Electrical Filings - Hostel	-	-	-	-	-	-	-	-	-	-	-	-
Computer and Accessories	4,517,202	-	2,274,100	-	7,191,302	10.21%	-	-	-	-	-	-
Computer Software	416,339	-	734,715	-	1,151,054	16.21%	-	-	-	-	-	-
Laboratory Equipment	3,437,987	-	1,200,550	-	4,638,537	4.75%	-	-	-	-	-	-
Furniture and Fixtures	13,787,909	2,473,864	-	-	16,261,773	9.50%	-	-	-	-	-	-
Office Equipment	2,742,430	8,293,702	-	-	11,036,132	4.75%	-	-	-	-	-	-
Common Equipment	2,370,051	461,610	-	-	2,831,661	4.75%	-	-	-	-	-	-
Common Equipment	441,855	-	-	-	441,855	4.75%	-	-	-	-	-	-
Guest House equipment	50,722	-	-	-	50,722	4.75%	-	-	-	-	-	-
Gym Equipment	794,872	-	699,879	-	1,494,751	4.75%	-	-	-	-	-	-
Library Books	1,778,555	-	504,871	-	2,283,427	4.75%	-	-	-	-	-	-
	370,157,602	12,520,413	6,364,741	-	389,042,756	-	-	-	-	-	-	-
<b>GRAND TOTAL</b>	<b>370,157,602</b>	<b>12,520,413</b>	<b>8,364,741</b>	<b>-</b>	<b>389,042,756</b>	<b>-</b>	<b>11,787,195</b>	<b>6,942,798</b>	<b>-</b>	<b>118,508,851</b>	<b>270,533,904</b>	




## INTERNATIONAL INSTITUTE OF INFORMATION TECHNOLOGY (IIIT)

## SCHEDULE 6

## EXPENSES

PARTICULARS		Amount (Rs.)
<b>EXPENDITURE ON ACADEMIC ACTIVITY</b>	<b>A</b>	
Salaries		24,494,612
Staff Welfare		75,711
Electricity Charges		4,299,223
Laboratory Expenses		69,541
Student Expenses- Academics		58,564
Student Expenses- Admission / Administration		351,746
Affiliation & Membership Fees		694,307
Printing & Stationery		376,203
Software Expenses		46,500
Promotional and Advertising Expenditure		388,536
Sub-Total		30,854,943
<b>ESTABLISHMENT EXPENSES</b>	<b>B</b>	
Office Expenses		103,385
Communication Expenses		475,353
Travelling Expenses		127,755
Student Cultural Activities		221,118
Legal & Professional Fees		1,750
Sub-Total		929,363
<b>EXPENSES IN RESPECT OF PROPERTIES</b>	<b>C</b>	
Rates & Taxes		359,732
Repairs & Maintenance		540,824
Property Maintenance		1,927,021
Water Charges		1,065,828
Insurance		251,198
Sub-Total		4,144,603
<b>EXPENSES IN RESPECT OF HOSTELS</b>	<b>D</b>	
Conservancy and Housekeeping		616,042
Security Charges		927,611
Electricity Charges		1,508,218
Water		819,870
Depreciation		3,193,013
Sub-Total		7,064,754
<b>INTEREST ON TERM LOAN</b>	<b>E</b>	-
<b>DEPRECIATION</b>	<b>F</b>	8,604,172
<b>TOTAL</b>		<b>51,597,835</b>



Description	GROSS BLOCK			%	DEPRECIATION			NET BLOCK As at 31st March 2015
	As at 1st April 2014	Additions	As at 31st March 2015		As at 1st April 2014	* For the Year	As at 31st March 2015	
<b>IIIT- PUNE</b>								
Land								
Land - Hinjawadi	42,217,620	-	42,217,620	1.05%	3,893,867	464,887	4,358,754	37,858,866
Landscaping	2,992,319	-	2,992,319	1.58%	573,362	29,691	603,053	2,389,266
<b>Buildings</b>								
Technical Building	100,766,586	-	100,766,586	3.17%	39,108,863	1,203,730	40,312,593	60,453,993
Residential Buildings	139,891,125	-	139,891,125	1.58%	23,723,219	1,482,574	25,205,793	114,685,332
Utility Buildings	6,377,701	-	6,377,701	3.17%	2,549,870	72,389	2,622,259	3,755,442
Canteen Building	16,088,899	-	16,088,899	3.17%	5,906,472	209,389	6,115,861	9,973,038
Compound Wall	3,740,963	-	3,740,963	3.17%	1,467,573	43,892	1,511,465	2,229,498
Common infrastructure	22,298,151	-	22,298,151	3.17%	7,096,693	347,678	7,404,371	14,893,780
<b>Plant &amp; Machinery</b>								
Plant and Machinery - Services	5,222,117	2,013,817	7,235,934	9.50%	1,811,295	3,607,130	5,418,425	1,817,509
Electrical Fittings	795,293	-	795,293	9.50%	381,408	278,805	670,213	125,080
Electrical Fittings - Hostel	331,742	-	331,742	9.50%	91,167	122,681	213,848	117,894
<b>Computer and Accessories</b>								
Computer Software	7,191,302	-	7,191,302	31.67%	3,840,482	2,271,290	6,111,772	1,079,530
Laboratory Equipment	1,151,253	-	1,151,253	15.83%	440,671	170,679	611,360	539,903
Furniture and Fixtures	4,638,637	484,188	5,122,725	19.00%	637,744	2,586,553	3,124,297	1,998,428
Furniture and Fixtures - Hostel	17,509,306	3,765,684	21,274,990	11.88%	14,427,620	2,501,648	16,929,268	4,365,722
Office Equipment	11,006,132	2,570,286	13,576,418	11.88%	10,592,947	2,304,651	12,897,598	678,820
Canteen Equipment	3,343,508	1,411,193	4,754,701	19.00%	1,453,883	2,706,788	4,160,671	594,030
Guest house equipment	441,055	-	441,055	19.00%	242,973	176,029	419,002	22,053
Gym Equipment	60,722	24,500	85,222	19.00%	20,563	41,777	62,340	22,882
Library Books	694,997	-	694,997	9.50%	385,078	262,518	647,596	47,401
	2,283,427	321,444	2,604,871	9.50%	393,100	640,563	1,033,663	1,571,208
	389,042,755	10,611,112	399,653,867		118,908,850	21,525,342	140,434,192	259,219,675
<b>GRAND TOTAL</b>	<b>399,042,755</b>	<b>10,611,112</b>	<b>399,653,867</b>		<b>118,908,850</b>	<b>21,525,342</b>	<b>140,434,192</b>	<b>259,219,675</b>

Depreciation for the year includes an amount of Rs.50,04,470/- arising due to changes in the rates of depreciation and Rs.57,13,415/- as adjustment in depreciation of the prior years. The amount of Rs.10,807,457/- is the depreciation applicable for the year under consideration.



## INTERNATIONAL INSTITUTE OF INFORMATION TECHNOLOGY (IIIT)

SCHEDULE 6  
EXPENSES

PARTICULARS		Amount (Rs.)
<b>EXPENDITURE ON ACADEMIC ACTIVITY</b>	<b>A</b>	
Salaries		32,731,513
Staff Welfare		129,556
Electricity Charges		7,139,385
Laboratory Expenses		80,276
Student Expenses- Academics		66,715
Student Expenses- Admission / Administration		2,066
Affiliation & Membership Fees		890,555
Printing & Stationery		232,087
Software Expenses		152,304
Promotional and Advertising Expenditure		631,545
Sub-Total		42,056,002
<b>ESTABLISHMENT EXPENSES</b>	<b>B</b>	
Office Expenses		99,342
Communication Expenses		377,741
Travelling Expenses		101,015
Student Cultural Activities		167,890
Vehicle Maintenance		-
Legal & Professional Fees		180,268
Loss on Sale of Assets		-
Balances Written off / Written back		3,053
Sub-Total		929,309
<b>EXPENSES IN RESPECT OF PROPERTIES</b>	<b>C</b>	
Rates & Taxes		359,833
Repairs & Maintenance		2,596,930
Property Maintenance		3,908,519
Water Charges		2,412,026
Insurance		224,749
Sub-Total		9,502,057
<b>EXPENSES IN RESPECT OF HOSTELS</b>	<b>D</b>	
Conservancy and Housekeeping		1,014,006
Security Charges		973,046
Maintenance		63,733
Electricity Charges		2,695,046
Water		1,451,072
Student Cafeteria		10,246,210
Depreciation		2,216,431
Sub-Total		18,659,544
<b>INTEREST ON TERM LOAN</b>	<b>E</b>	-
<b>DEPRECIATION</b>	<b>F</b>	8,591,026
<b>TOTAL</b>		<b>79,737,938</b>



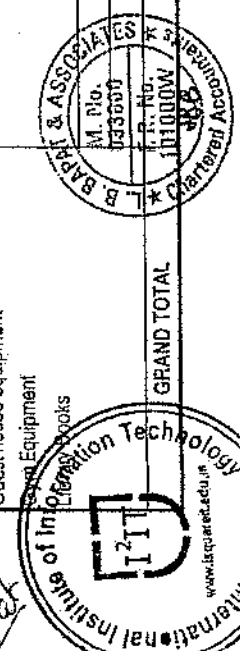
(Amount in Rupees)  
2015-16

## INTERNATIONAL INSTITUTE OF INFORMATION TECHNOLOGY (IIT)

SCHEDULE - 2  
FIXED ASSETS :

Description	GROSS BLOCK			%	DEPRECIATION			NET BLOCK
	As at 1st April 2015	Additions	As at 31st March 2016		* For the Year	As at 31st March 2016	As at 31st March 2016	
<b>IIT- PUNE</b>								
<b>Land</b>								
Land - Hinjewadi	4,22,17,620	-	4,22,17,620	1.05%	4,64,887	48,23,640	3,73,93,980	
Landscaping	29,92,319	-	29,92,319	1.58%	6,99,427	8,25,502	21,66,817	
<b>Buildings</b>								
Technical Building	10,07,66,666	-	10,07,66,666	3.17%	4,02,88,434	4,14,68,005	5,92,98,581	
Residential Buildings	30,34,49,219	-	30,34,49,219	1.58%	2,85,20,192	3,33,17,710	27,01,31,509	
Utility Buildings	63,77,701	-	63,77,701	3.17%	27,25,326	29,00,773	34,76,928	
Canteen Building	1,60,88,899	-	1,60,88,899	3.17%	64,00,048	68,93,626	91,95,273	
Compound Wall	37,40,963	-	37,40,963	3.17%	15,83,488	16,99,396	20,41,567	
Common Infrastructure	2,22,98,151	-	2,22,98,151	3.17%	78,41,511	86,26,319	1,36,71,832	
<b>Plant &amp; Machinery</b>								
Plant and Machinery - Services	72,35,934	-	72,35,934	9.50%	52,36,459	54,70,413	17,65,521	
Electrical Fittings	7,95,293	14,175	8,09,468	9.50%	6,57,133	6,73,321	1,36,147	
Electrical Fittings - Hostel	3,31,742	1,57,000	4,88,742	9.50%	1,58,288	2,26,962	2,61,780	
<b>Computer and Accessories</b>								
Computer Software	71,91,302	54,27,915	1,26,19,217	31.67%	59,35,862	85,50,764	40,68,453	
Laboratory Equipment	11,51,253	1,82,568	13,03,821	15.83%	6,69,522	8,26,048	4,77,773	
Furniture and Fixtures	51,22,725	4,39,158	55,61,883	19.00%	26,06,780	36,67,848	18,94,036	
Furniture and Fixtures - Hostel	2,12,94,990	-	2,12,94,990	11.88%	1,67,85,123	1,74,13,421	38,81,569	
Office Equipment	1,35,76,418	-	1,35,76,418	11.88%	1,28,97,597	1,28,97,597	6,78,821	
Canteen Equipment	47,54,701	2,62,000	50,06,701	19.00%	40,61,798	43,16,233	6,88,468	
Guest house equipment	4,41,055	-	4,41,055	19.00%	4,19,012	4,19,012	22,043	
Other Equipment	86,222	71,179	1,56,401	19.00%	62,332	66,987	89,414	
Library Books	6,94,997	-	6,94,997	9.50%	6,40,743	6,44,960	50,037	
Library Books	26,04,871	4,53,009	30,57,880	9.50%	7,16,287	10,82,513	19,75,367	
	58,32,11,961	69,67,004	57,01,78,965		14,32,64,115	15,68,13,050	41,33,65,915	
<b>GRAND TOTAL</b>	58,32,11,961	69,67,004	57,01,78,965		14,32,64,115	15,68,13,050	41,33,65,915	

2/2





## INTERNATIONAL INSTITUTE OF INFORMATION TECHNOLOGY (IIT)

## SCHEDULE 6

## EXPENSES



PARTICULARS	Amount (Rs.)
<b>EXPENDITURE ON ACADEMIC ACTIVITY</b>	<b>A</b>
Salaries	4,73,77,687
Staff Welfare	1,68,488
Electricity Charges	42,34,366
Laboratory Expenses	2,73,545
Student Expenses- Academics	4,16,400
Student Expenses- Admission / Administration	6,289
Affiliation & Membership Fees	9,75,871
Printing & Stationery	3,85,474
Software Expenses	2,96,806
Promotional and Advertising Expenditure	19,73,211
Scholarships & Prizes	38,000
Sub-Total	5,61,46,137
<b>ESTABLISHMENT EXPENSES</b>	<b>B</b>
Office Expenses	1,91,188
Communication Expenses	7,74,212
Travelling Expenses	5,09,841
Student Cultural Activities	5,31,367
Legal & Professional Fees	20,860
Balances Written off / Written back	4,96,992
Sub-Total	25,24,480
<b>EXPENSES IN RESPECT OF PROPERTIES</b>	<b>C</b>
Rates & Taxes	4,67,753
Repairs & Maintenance	33,20,366
Property Maintenance	45,76,301
Water Charges	8,93,645
Insurance	2,79,061
Sub-Total	95,39,126
<b>EXPENSES IN RESPECT OF HOSTELS</b>	<b>D</b>
Conservancy and Housekeeping	15,15,658
Security Charges	23,56,321
Maintenance	3,42,477
Electricity Charges	23,19,321
Water	13,98,667
Student Cafeteria	1,63,71,907
Depreciation	48,02,173
Sub-Total	2,91,06,524
<b>INTEREST ON TERM LOAN</b>	<b>E</b>
<b>DEPRECIATION</b>	<b>F</b>
	87,46,762
	10,60,63,010



INTERNATIONAL INSTITUTE OF INFORMATION TECHNOLOGY (IIT)  
SCHEDULE - 2

FIXED ASSETS :

Description	GROSS BLOCK						DEPRECIATION			NET BLOCK As at 31st March 2017
	An at 1st April 2016	Additions	Deductions / Transfers to Campus	As at 31st March 2017	%	As at 1st April 2016	For the Year	Adjustment	On Assets Sold / Transferred	
<b>IIT- PURE</b>										
Land										
Land - Hinjawadi	4,22,17,820	-	-	4,22,17,820	1.05%	46,23,640	4,64,887	-	-	52,88,527
Landscaping	29,92,319	-	-	29,92,319	1.58%	8,25,502	1,26,075	-	-	20,40,742
<b>Buildings</b>										
Technical Building	10,07,66,586	-	-	10,07,66,586	3.17%	4,14,68,005	11,79,571	-	-	4,26,47,576
Residential Buildings	30,34,49,219	-	16,35,58,094	13,98,91,125	1.58%	3,33,17,710	22,07,838	-	(51,78,815)	3,03,46,733
Utility Buildings	63,77,701	-	-	63,77,701	3.17%	29,80,773	1,75,447	-	-	30,76,220
Canteen Building	1,80,88,899	-	-	1,80,88,899	3.17%	68,93,626	4,93,578	-	-	73,87,204
Compound Wall	37,40,963	-	-	37,40,963	3.17%	18,99,396	1,15,908	-	-	18,15,304
Common Infrastructure	2,22,98,151	-	-	2,22,98,151	3.17%	86,26,319	7,84,808	-	-	94,11,127
<b>Plant &amp; Machinery</b>										
Plant and Machinery - Services	72,35,934	-	-	72,35,934	9.50%	54,70,413	2,33,954	-	-	57,04,367
Electrical Fittings	8,09,468	-	-	8,09,468	9.50%	6,73,321	16,188	-	-	6,89,509
Electrical Fittings - Hostel	4,88,742	-	-	4,88,742	9.50%	2,26,962	45,795	-	-	2,72,757
<b>Computer and Accessories</b>										
Computer Software	1,26,19,217	38,70,930	-	1,65,90,147	31.67%	85,50,764	22,76,320	-	-	1,15,27,084
Laboratory Equipment	13,03,821	-	-	13,03,821	15.83%	8,26,048	1,39,928	-	-	9,65,976
Furniture and Fixtures	2,12,94,980	1,82,426	-	2,14,77,406	19.00%	35,57,848	9,45,415	-	-	46,13,263
Furniture and Fixtures - Hostel	1,35,76,418	38,389	-	1,36,14,807	11.88%	1,74,13,421	6,32,261	-	-	1,80,45,682
Office Equipment	50,06,701	4,17,059	-	54,23,760	19.00%	43,18,233	2,47,144	-	-	1,28,37,597
Canteen Equipment	4,41,055	-	-	4,41,055	19.00%	4,19,012	31,703	-	-	4,19,012
Guest house equipment	1,55,401	-	-	1,55,401	19.00%	66,997	98,690	-	-	98,690
Gym Equipment	6,94,997	-	-	6,94,997	9.50%	6,44,960	4,217	-	-	6,49,177
Library Books	30,57,880	2,36,777	-	32,94,657	9.50%	10,82,513	3,88,720	-	-	14,71,233
	57,01,78,965	48,39,631	16,35,58,094	41,14,60,502		15,88,13,050	1,12,09,755	-	(51,78,815)	16,28,43,992
<b>GRAND TOTAL</b>	57,01,78,965	48,39,631	16,35,58,094	41,14,60,502		15,88,13,050	1,12,09,755	-	(51,78,815)	16,28,43,992
				41,14,60,502		15,88,13,050	1,12,09,755	-	(51,78,815)	16,28,43,992
										24,86,16,510




Handwritten signature or initials.

## INTERNATIONAL INSTITUTE OF INFORMATION TECHNOLOGY (IIIT)

2016-17

## EXPENSES

PARTICULARS		Amount (Rs.)
<b>EXPENDITURE ON ACADEMIC ACTIVITY</b>	<b>A</b>	
Salaries		5,36,15,435
Staff Welfare		3,68,368
Electricity Charges		25,46,639
Laboratory Expenses		72,629
Student Expenses- Academics		3,24,115
Student Expenses- Admission / Administration		2,863
Affiliation & Membership Fees		11,28,894
Printing & Stationery		4,59,871
Software Expenses		3,18,246
Promotional and Advertising Expenditure		19,31,069
Scholarships & Prizes		4,56,659
Sub-Total		6,12,24,788
<b>ESTABLISHMENT EXPENSES</b>	<b>B</b>	
Office Expenses		1,74,231
Communication Expenses		6,55,069
Travelling Expenses		1,23,795
Student Cultural Activities		4,52,929
Legal & Professional Fees		1,74,683
Sub-Total		15,80,707
<b>EXPENSES IN RESPECT OF PROPERTIES</b>	<b>C</b>	
Rates & Taxes		4,67,753
Repairs & Maintenance		28,03,669
Property Maintenance		96,52,399
Water Charges		10,32,948
Insurance		3,46,686
Sub-Total		1,43,03,455
<b>EXPENSES IN RESPECT OF HOSTELS</b>	<b>D</b>	
Maintenance		7,00,937
Electricity Charges		32,81,583
Water		16,44,954
Student Cafeteria		1,58,06,496
Depreciation		22,39,542
Sub-Total		2,36,73,512
<b>INTEREST ON TERM LOAN</b>	<b>E</b>	-
<b>DEPRECIATION</b>	<b>F</b>	89,70,215
<b>TOTAL</b>		<b>10,97,52,676</b>






## INTERNATIONAL INSTITUTE OF INFORMATION TECHNOLOGY (IIT)

## SCHEDULE - 2

## FIXED ASSETS :

(Amount in Rupees)  
2017-18

Description	GROSS BLOCK					DEPRECIATION				NET BLOCK As at 31st March 2018	
	As at 1st April 2017	Transfers from Trust	Additions	Deductions / Transfers to Campus	As at 31st March 2018	%	As at 1st April 2017	For the Year	Adjustment		On Assets Sold / Transferred
<b>IIT - PUNE</b>											
Land											
Land - Hinjawadi	4,22,17,620	-	8,83,930	-	4,31,01,550	1.05%	82,88,527	4,76,076	-	-	3,73,36,947.00
Landscaping	29,92,319	-	-	-	29,92,319	1.58%	9,51,577	1,26,076	-	-	19,14,667.00
<b>Buildings</b>											
Technical Building	10,07,66,586	-	-	-	10,07,66,586	3.17%	4,26,47,576	11,79,571	-	-	5,69,39,439.00
Residential Buildings	13,99,91,125	-	-	-	13,99,91,125	1.58%	3,03,46,732	22,07,938	-	-	10,73,35,555.27
Library Buildings	63,77,701	-	-	-	63,77,701	3.17%	30,76,220	1,75,447	-	-	31,25,034.28
Classroom Building	1,80,88,889	-	-	-	1,80,88,889	3.17%	73,87,204	4,93,578	-	-	82,08,117.49
Cybercafeteria	37,40,953	-	-	-	37,40,953	3.17%	18,15,304	1,15,928	-	-	18,09,750.54
Computer Infrastructure	2,22,98,151	-	-	-	2,22,98,151	3.17%	94,11,127	7,84,908	-	-	1,01,85,986
<b>Plant &amp; Machinery</b>											
Plant and Machinery - Services	72,35,934	-	-	-	72,35,934	9.50%	57,04,367	2,33,954	-	-	12,87,813.00
Electrical Fittings	8,08,468	-	5,70,000	-	13,79,468	9.50%	6,89,599	70,338	-	-	6,19,621.00
Electrical Fittings - Hostel	4,88,742	-	-	-	4,88,742	9.50%	2,72,757	45,785	-	-	1,70,190.00
<b>Computer and Accessories</b>											
Computer Software	1,65,89,217	-	1,19,249	-	1,67,08,466	31.67%	1,15,27,094	30,13,543	-	-	21,67,839.00
Laboratory Equipment	13,03,821	-	-	-	13,03,821	15.63%	9,65,976	1,39,928	-	-	1,97,916.70
Furniture and Fixtures	57,44,309	-	3,16,154	-	60,60,463	19.00%	46,13,263	5,41,040	-	-	9,06,180.00
Furniture and Fixtures - Hostel	2,13,28,359	-	-	-	2,13,28,359	11.88%	1,80,45,862	6,32,261	-	-	26,50,416.00
Office Equipment	1,35,76,418	-	-	-	1,35,76,418	11.88%	1,28,97,597	-	-	-	6,78,821.00
Caravan Equipment	54,23,760	-	3,07,230	-	57,30,990	19.00%	45,85,377	3,05,510	-	-	9,60,095.00
Guest house equipment	4,41,055	-	-	-	4,41,055	19.00%	4,19,012	-	-	-	22,043.00
Gym Equipment	1,55,401	-	-	-	1,55,401	19.00%	98,690	18,175	-	-	39,532.00
Library Books	6,94,997	-	3,20,171	-	6,94,997	9.50%	6,49,177	4,217	-	-	41,603.00
Vehicles	32,84,557	-	1,41,558	-	36,14,828	9.50%	14,71,233	4,19,136	-	-	17,24,459.00
	41,14,60,502	-	26,58,302	-	41,41,18,804	11.88%	16,28,43,991	1,09,83,293	1,34,490	-	24,01,57,113.19
<b>GRAND TOTAL</b>	41,14,60,502	-	26,58,302	-	41,41,18,804		16,28,43,991	1,09,83,293	1,34,490	-	24,01,57,113.19



Hope Foundation's  
INTERNATIONAL INSTITUTE OF INFORMATION TECHNOLOGY (I<sup>2</sup>IT)  
SCHEDULE 6  
EXPENSES

PARTICULARS	Amount (Rs.)
<b>EXPENDITURE ON ACADEMIC ACTIVITY</b>	<b>A</b>
Salaries	5,40,56,532
Staff Welfare	6,60,416
Electricity Charges	29,49,516
Laboratory Expenses	2,24,522
Student Expenses- Academics	6,23,088
Student Expenses- Administration / Placement	2,50,208
Affiliation & Membership Fees	13,74,479
Printing & Stationery	5,56,118
Software Expenses	3,14,389
Promotional and Advertising Expenditure	26,45,928
Scholarships & Prizes	5,34,858
Sub-Total	6,41,90,054
<b>ESTABLISHMENT EXPENSES</b>	<b>B</b>
Office Expenses	36,079
Communication Expenses	8,17,604
Travelling Expenses	2,31,481
Student - Sports / Cultural Activities	4,87,667
Vehicle Maintenance	27,498
Legal & Professional Fees	5,06,540
Sub-Total	21,06,859
<b>EXPENSES IN RESPECT OF PROPERTIES</b>	<b>C</b>
Rates & Taxes	4,20,987
Repairs & Maintenance	27,99,485
Property Maintenance	68,30,611
Water Charges	13,10,508
Insurance	3,49,915
Sub-Total	1,17,11,506
<b>EXPENSES IN RESPECT OF HOSTELS</b>	<b>D</b>
Conservancy and Housekeeping	15,68,457
Security Charges	16,12,179
Maintenance	7,26,794
Electricity Charges	35,28,671
Water	19,38,763
Student Cafeteria	57,24,486
Depreciation	22,76,030
Sub-Total	1,73,75,379
<b>INTEREST ON TERM LOAN</b>	<b>E</b>
	-
<b>DEPRECIATION</b>	<b>F</b>
	88,41,669
<b>TOTAL</b>	<b>10,42,25,477</b>

